

Soft4Boost Help

S4B Any Uninstaller

www.sorentioapps.com

© Sorentio Systems, Ltd. All rights reserved

Contact Us

If you have any comments, suggestions or questions regarding **S4B Any Uninstaller** or if you have a new feature that you feel can be added to improve our product, please feel free to contact us.

When you register your product, you may be entitled to technical support.

General information: info@soft4boost.com
Technical support: support@soft4boost.com
Sales: sales@soft4boost.com

Technical Support

S4B Any Uninstaller do not require any professional knowledge. If you experience any problem or have a question, please refer to the **S4B Any Uninstaller Help**. If you cannot find the solution, please contact our support staff.

Note: only registered users receive technical support

S4B Any Uninstaller provides several forms of automated customer support

Soft4Boost Support System

You can use the **Support Form** on our site to ask your questions.

E-mail Support

You can also submit your technical questions and problems via e-mail to support@soft4boost.com

Note: for more effective and quick resolving of the difficulties we will need the following information:

- Name and e-mail address used for registration
- System parameters (CPU, hard drive space available, etc.)
- Operating System
- Detailed step by step describing of your action

Resources

Documentation for **S4B Any Uninstaller** is available in a variety of formats:

In-product (.chm-file) and Online Help:

You will be able to use help file (.chm) through the **Help** menu of the installed **S4B Any Uninstaller**.

Online Help include all the content from the In-product help file and updates and links to additional instructional content available on the web. You can find the **Support** at our web-site - <http://sorentioapps.com>. Please note, that the most complete and up-to-date version of **S4B Any Uninstaller** help is always on the web.

PDF Documentation

The offline help is also available as a pdf-file that is optimized for printing. PDF help file is available for download at the program page at **Soft4Boost** web-site. To be able to read and print **S4B Any Uninstaller** PDF help file you will need to have a PDF reading program installed.

User Guides

You have access to a wide variety of resources that help you make **S4B Any Uninstaller**. The step-by-step user guides will be of help not only to the novice users but also to the users that face a certain task to be performed and look for a way to do it. Please, visit our **Support** section of **Soft4Boost** web-site at to read the detailed instructions for various software and tasks.

Technical Support

Visit the **Support** at our web-site <http://sorentioapps.com> to ask your questions concerning **S4B Any Uninstaller** installation, registration and use. Feel free to also use our e-mail address support@soft4boost.com

Downloads

Visit the **Downloads** section of our web-site to find free updates, tryouts, and other useful software. We constantly update the software, new versions of the most popular programs and new software are also frequently released.

Overview

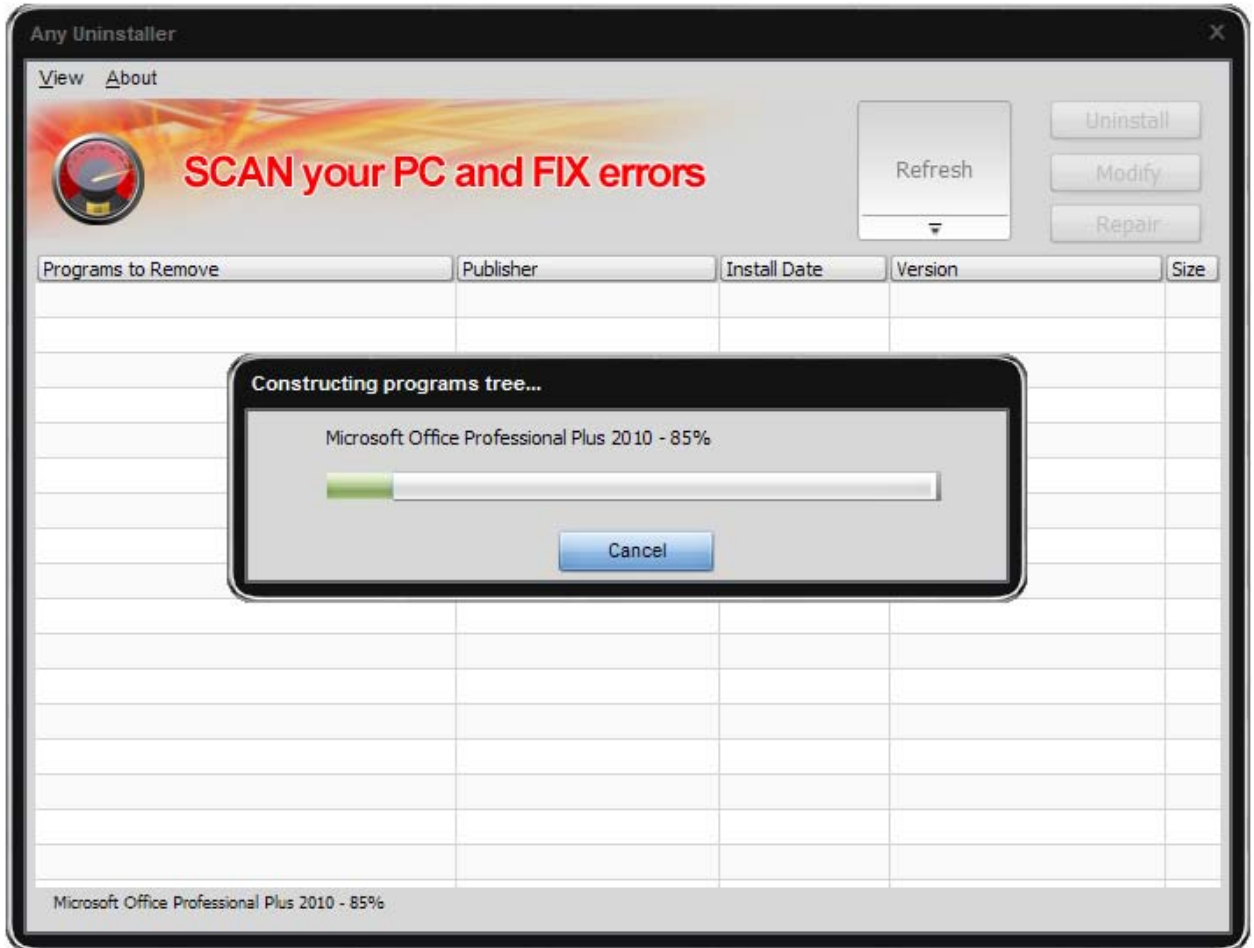
S4B Any Uninstaller is a powerful and fast alternative to slow and unfriendly “Windows Add or Remove Programs” applet. With its advanced and effective algorithm, Any Uninstaller provides an easy and comprehensive solution for uninstalling unwanted applications, whether they are obstinate ones that can not be removed by “Windows Add or Remove Programs” or the uninstall files have been corrupted. Moreover, Any Uninstaller can intelligently detect hidden leftover registry keys, files and folders and remove all remnants of a partially uninstalled program.

Now, don't let unneeded software bother you and take up valuable disk space. Let state-of-the-art Soft4Boost Any Uninstaller™ safely and completely remove it for you! Let you say goodbye to the uninstall problems and enjoy optimal PC performance.

To start **S4B Any Uninstaller** go to **Start** menu and choose **All Programs -> Soft4Boost -> Any Uninstaller -> Any Uninstaller**

Program Interface

S4B Any Uninstaller interface is quite simple to use and lets the user perform all the actions with a few mouse clicks. When **Main Window** will appear, the process of constructing programs tree installed on PC will be start:



The main part of the **Central Area** is the table, which the results of installed programs searching will be presented.

Main Menu – allows to change current skin, view **About** this program and go to the **Support** and **Home** pages.

Refresh – click to this button and the process of searching programs installed on PC will started.

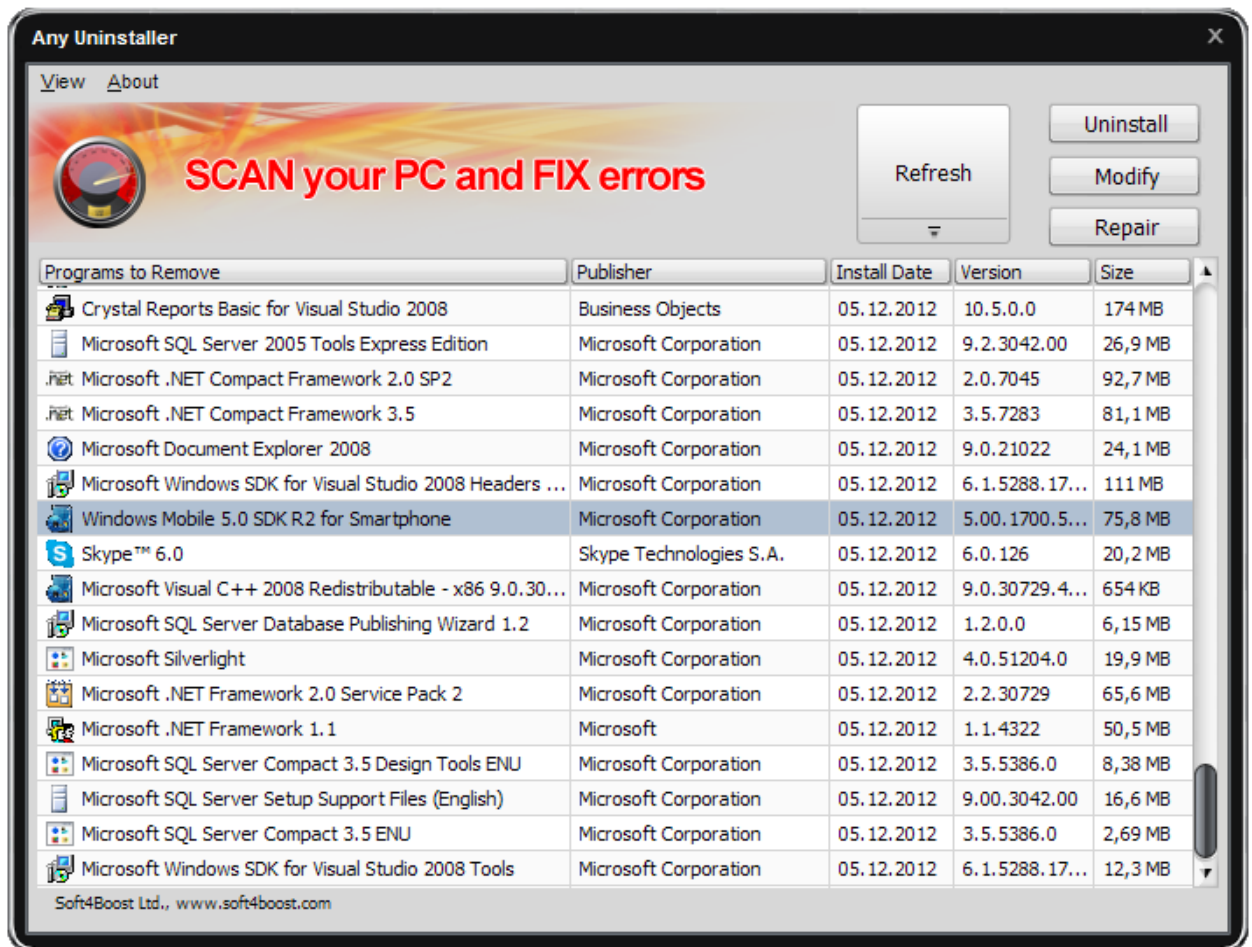
Uninstall – click to this button and the uninstall process of selected program will started.

Modify – click to this button and the modify process of selected program will started.

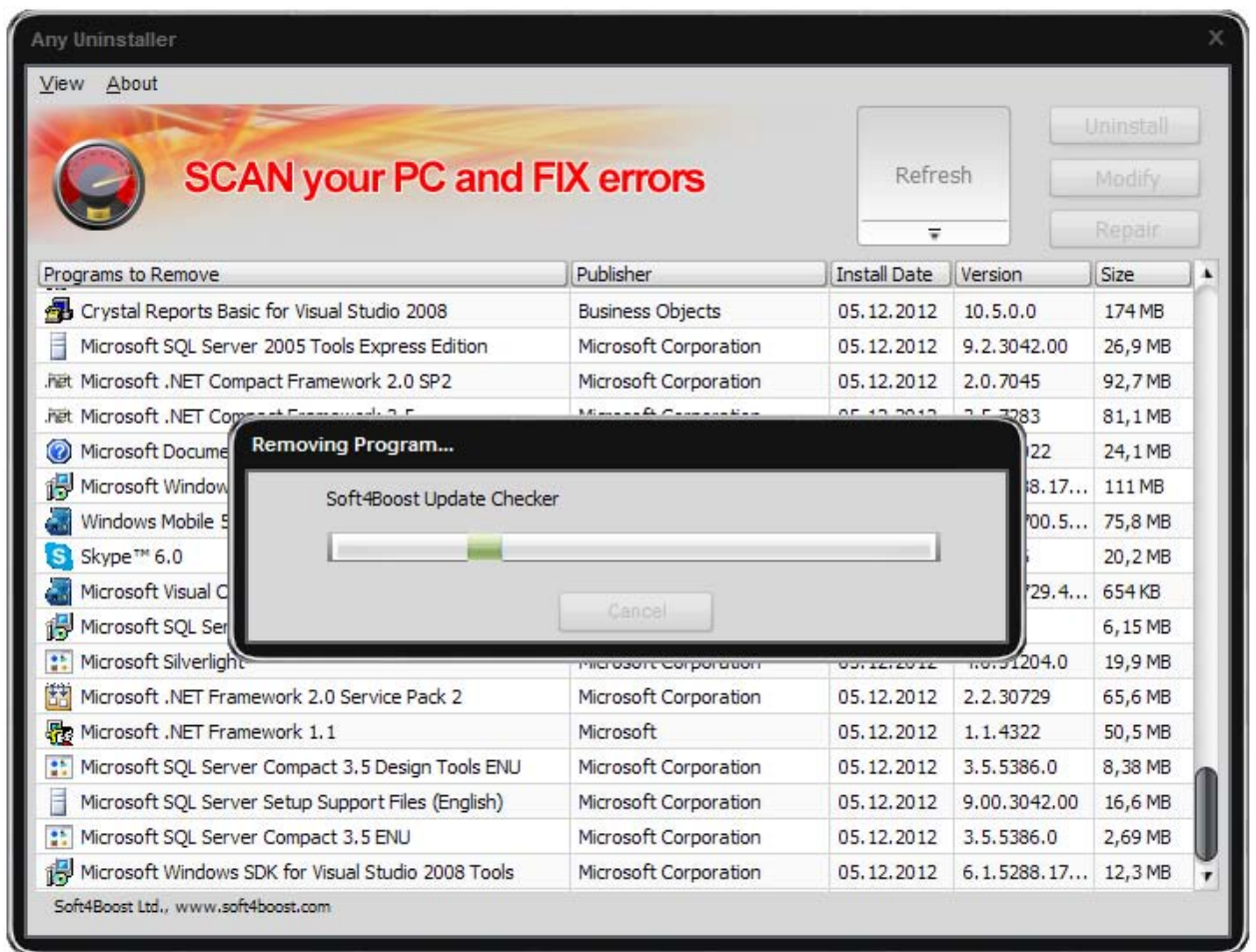
Repair – click to this button and the repair process of selected program will started.

Removing Program

After the searching installed programs process will be finished the next **Main Window** will appear.



Select the installed program for removing and press **Uninstall** button. If you want modify or repair selected program, press **Modify** or **Repair** button accordingly.



Note: Most of all installed programs can't be modify or repair.