

Soft4Boost Help

S4B Dup File Finder

www.sorentioapps.com

© Sorentio Systems, Ltd. All rights reserved

Contact Us

If you have any comments, suggestions or questions regarding **S4B Dup File Finder** or if you have a new feature that you feel can be added to improve our product, please feel free to contact us.

When you register your product, you may be entitled to technical support.

General information: info@soft4boost.com
Technical support: support@soft4boost.com
Sales: sales@soft4boost.com

Technical Support

S4B Dup File Finder do not require any professional knowledge. If you experience any problem or have a question, please refer to the **S4B Dup File Finder Help**. If you cannot find the solution, please contact our support staff.

Note: only registered users receive technical support

S4B Dup File Finder provides several forms of automated customer support

Soft4Boost Support System

You can use the **Support Form** on our site to ask your questions.

E-mail Support

You can also submit your technical questions and problems via e-mail to support@soft4boost.com

Note: for more effective and quick resolving of the difficulties we will need the following information:

- Name and e-mail address used for registration
- System parameters (CPU, hard drive space available, etc.)
- Operating System
- Detailed step by step describing of your action

Resources

Documentation for **S4B Dup File Finder** is available in a variety of formats:

In-product (.chm-file) and Online Help:

You will be able to use help file (.chm) through the **Help** menu of the installed **S4B Dup File Finder**.

Online Help include all the content from the In-product help file and updates and links to additional instructional content available on the web. You can find the **Support** at our web-site - <http://sorentioapps.com>. Please note, that the most complete and up-to-date version of **S4B Dup File Finder** help is always on the web.

PDF Documentation

The offline help is also available as a pdf-file that is optimized for printing. PDF help file is available for download at the program page at **Soft4Boost** web-site. To be able to read and print **S4B Dup File Finder** PDF help file you will need to have a PDF reading program installed.

User Guides

You have access to a wide variety of resources that help you make **S4B Dup File Finder**. The step-by-step user guides will be of help not only to the novice users but also to the users that face a certain task to be performed and look for a way to do it. Please, visit our **Support** section of **Soft4Boost** web-site at to read the detailed instructions for various software and tasks.

Technical Support

Visit the **Support** at our web-site <http://sorentioapps.com> to ask your questions concerning **S4B Dup File Finder** installation, registration and use. Feel free to also use our e-mail address support@soft4boost.com

Downloads

Visit the **Downloads** section of our web-site to find free updates, tryouts, and other useful software. We constantly update the software, new versions of the most popular programs and new software are also frequently released.

Overview

S4B Dup File Finder is an all-purpose program that allows users to find and delete duplicate files taking up valuable space on their hard drives.

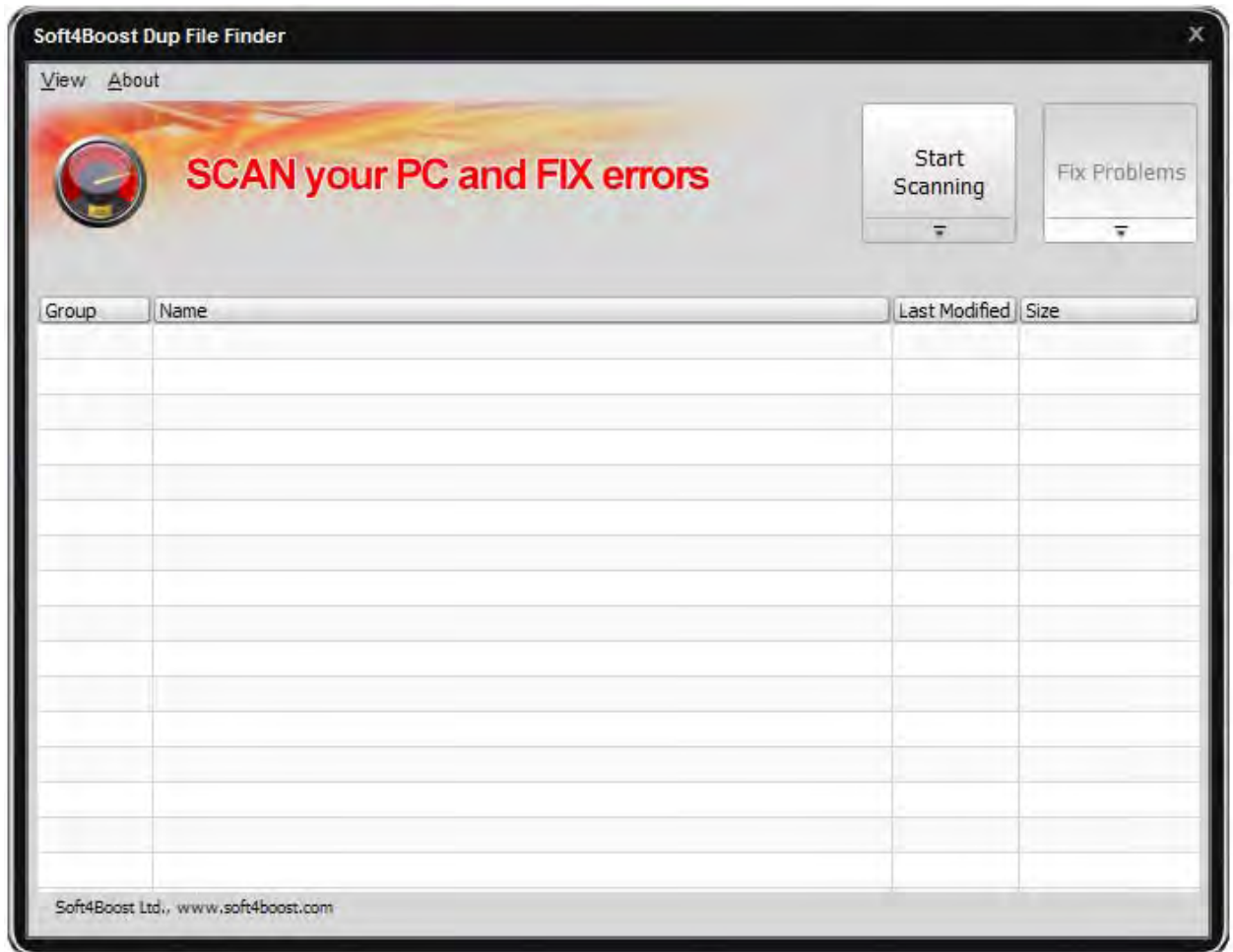
Daily computer activity inevitably leads to accumulating identical files on your computer, especially if you are an active PC user. You may download gigabytes of music and video files, documents and applications from the Internet, share these files with your friends and not even realize how many same files may be collected on your hard disk from such activity.

Keeping unnecessary duplicates on your computer means wasting valuable hard disk space. **S4B Dup File Finder** will find and delete these files so you won't experience lack of free disk space!

To start **S4B Dup File Finder** go to **Start** menu and choose **All Programs -> Soft4Boost -> Dup File Finder -> Dup File Finder**

Program Interface

S4B Dup File Finder interface is quite simple to use and lets the user perform all the actions with a few mouse clicks. The program **Main Window** looks the following way:



The main part of the **Central Area** is the table, which the results of duplicate files searching will be presented.

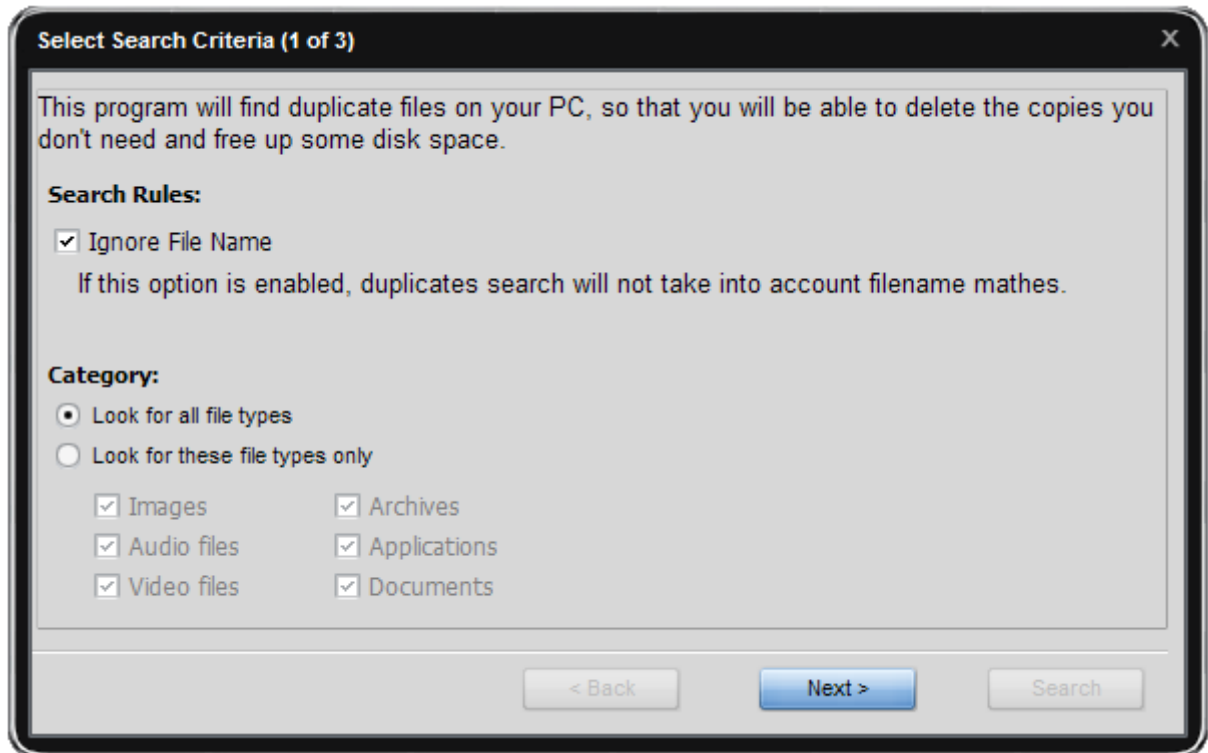
Main Menu – allows to change current skin, view **About** this program and go to the **Support** and **Home** pages.

Start Scanning – click to this button and the process of duplicate files searching will started.

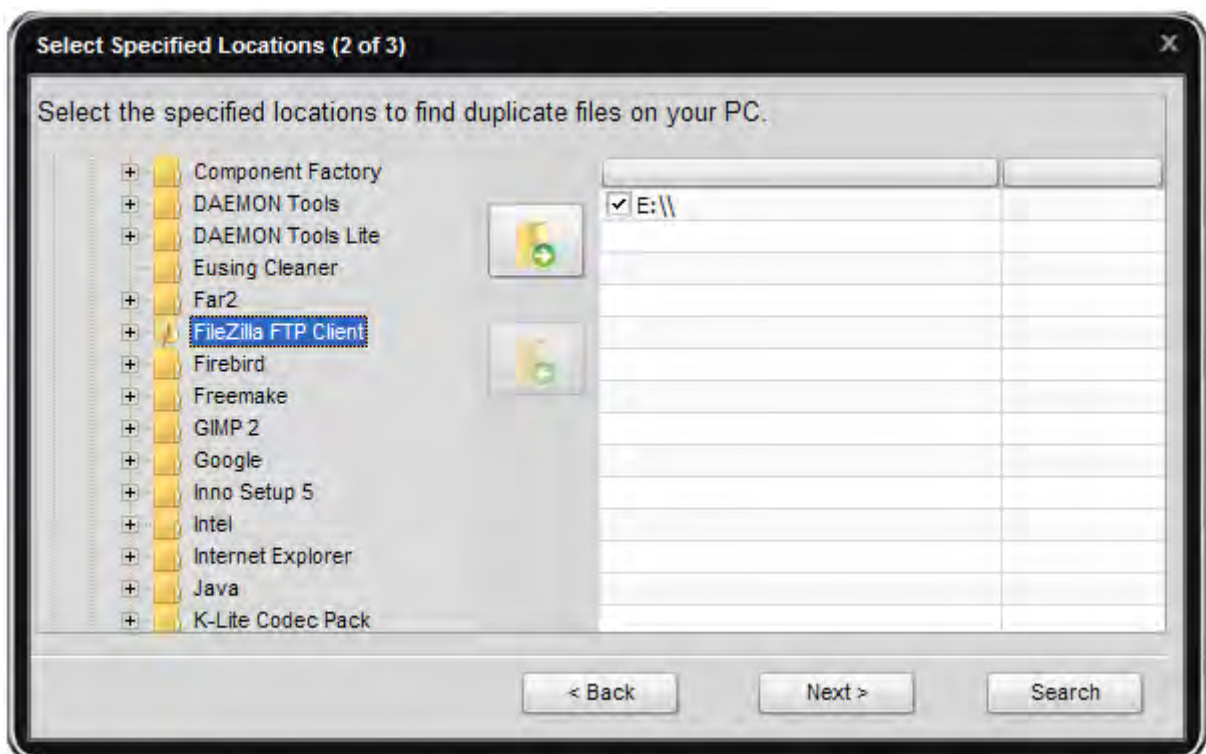
Fix Problems – click to this button and the process of selected duplicate files deleting will started.

Pre-Scan Settings

Before the process of duplicate files searching will started **Pre-Scan Settings** window will appear.



In the first step you can select a search criteria: **Search Rules** and **Category** of types duplicate files. Click **Next** button to go to the next step.



In the second step you can select the specified locations to find duplicate files on your PC.

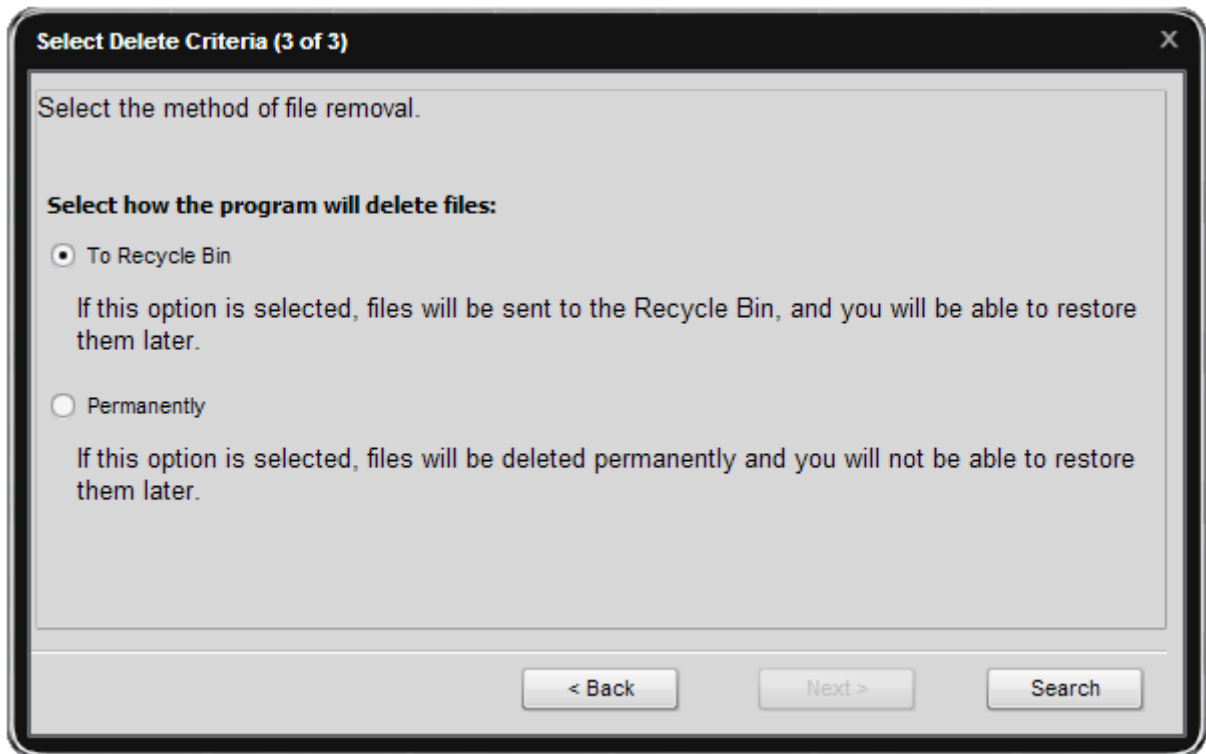


– use this button to add the selected folder to **Directory List**.



– use this button to remove the selected folder from **Directory List**.

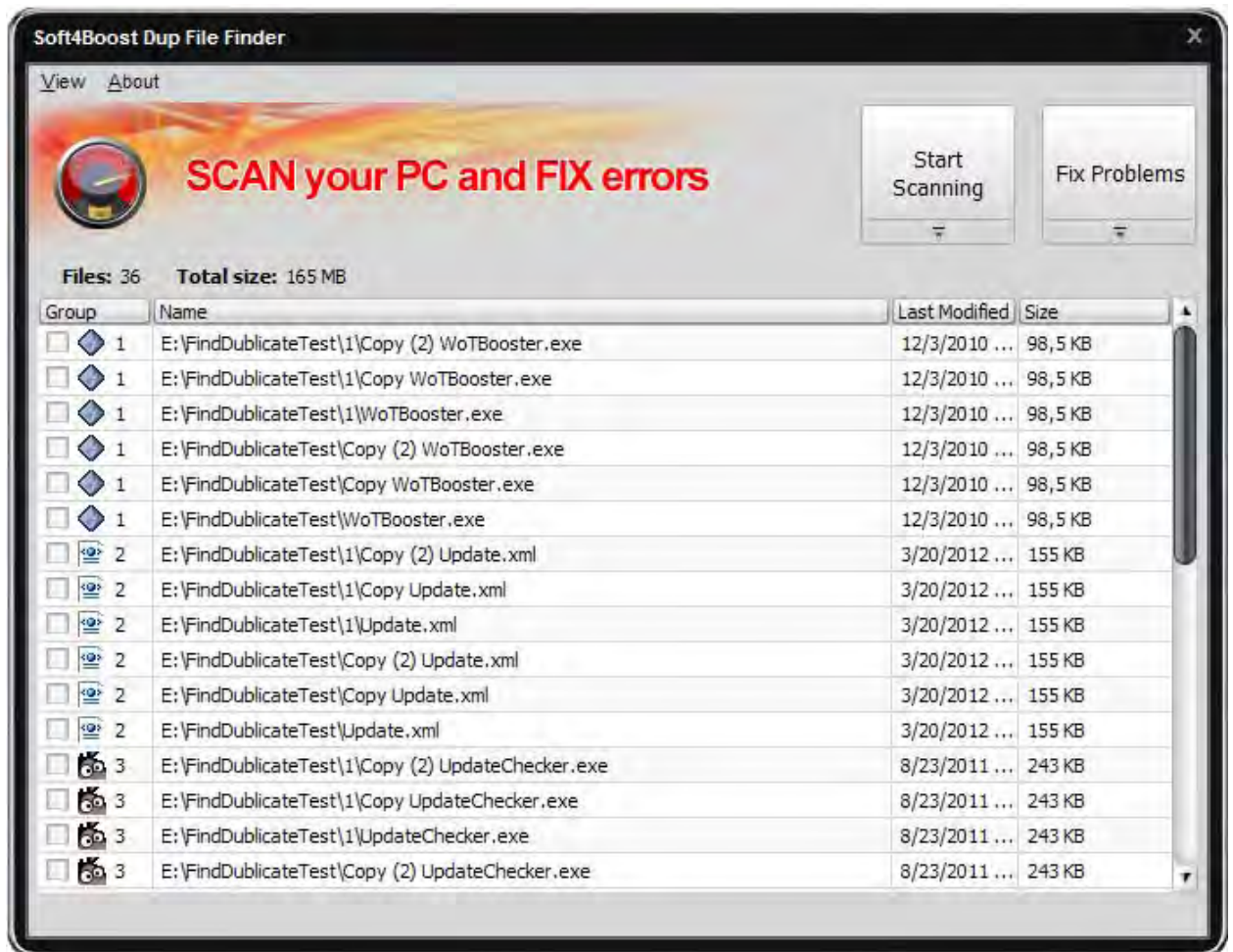
If the **Directory List** is not empty, the button **Search** will be enabled and you may start the process of duplicate files searching. Click **Next** button to go to the next step or click **Back** button to go to the previous step.



In the third step you can select delete criteria to remove duplicate files: **To Recycle Bin** or **Permanently**. Click **Back** button to go to the previous step or click **Search** button to start the process of duplicate files searching.

Removing Duplicates

After the process of duplicate files searching will finished the **Main Window** will appear.



Select the duplicate for removing and press **Fix Problems** button.